


## Eco Resin Bound UV Surfacing System

Resin bound porous system for pedestrian traffic and drives



Eco Resin Bound UV Surfacing is a resin bound aggregate surface for pedestrian and vehicular traffic. Eco Resin Bound UV surfaces are decorative and functional, seamless and slightly flexible.

The open matrix allows water to drain through to the base, eliminating water ponding and allowing water to drain to planted areas or land drains. The surfacing may be applied to SuDS compliant bases and sub-bases, reducing the impact of urban development on flood risk and allowing water to flow into water courses. Edgings created from brick, stone, timber or steel should be installed to retain and protect the resin bound surfacing.

### Areas of use

- Footpaths, playgrounds, pool and pond surrounds
- Patios, terraces and water features
- Car Parks
- Driveways
- Access roads

### Features

- Natural appearance
- UV stable non yellowing resin
- Recycled aggregates available
- Highly permeable
- Slip resistant

### Description

Eco Resin Bound UV Surfacing is a two component polyurethane hybrid resin which binds a range of selected decorative kiln-dried aggregates. Eco Resin Bound UV Surfacing provides an attractive porous surface which is strong enough for foot and light vehicle traffic.

### Traffic

Eco Resin Bound UV Surfacing is designed for pedestrian traffic and light vehicle traffic on drives, car parks and some access roads.

### Non yellowing UV stable resin

Eco Resin Bound UV Surfacing Resin is UV resistant, it will not yellow on exposure to UV light. This is a more attractive option than other types of resin which can yellow and dramatically alter the appearance of the finished surface.

### Aggregate

The performance and appearance of the finished surface is dependent on the aggregate used. The Eco Resin Bound UV Surfacing Aggregate blends have been designed to achieve strength, resilience, porosity and decoration.

Some aggregates can contain small amounts of iron which can produce rust staining. This naturally occurring iron cannot be identified before use and Eco Resin Bound Ltd cannot accept any responsibility for any loss or damage suffered as a result of staining.

### Appearance

The appearance of samples and of materials supplied by Eco Resin Bound Ltd are based on the colour, shade and grading of individual aggregates supplied to Eco Resin Bound Ltd by its suppliers. Being largely natural aggregates, the appearance will vary from bag to bag and batch to batch, a uniform appearance should not be expected and cannot be achieved. Where appearance is important, darker aggregate blends are less likely to show wheel marks and accumulated debris.

## Eco Resin Bound UV Surfacing System

### Resin bound porous system for pedestrian traffic and drives

#### Reflective Cracking

Angular intrusions into resin bound surfacing by walls; edgings etc may cause formation of reflective cracks in the surfacing. Intrusions into the surfacing should be avoided whenever possible and when unavoidable, intrusions should be curved rather than angular.

#### Maintenance

It is possible to repair localised damage by cutting out and replacing, ideally using the same aggregate as originally supplied. Ageing and weathering of the original may prevent an invisible repair. "Picking out" of some stones is possible but is likely to be minimal and localised. Any major loss of stone should be reported.

#### Slip Resistance

Application of Eco Resin Bound UV Resin Bound Surfacing System Anti-Slip Aggregate will significantly increase the slip resistance of the surface in the wet, without substantial change to appearance and its use may help comply with Health and Safety obligations. See Table 4.

#### Contractors

Eco Resin Bound UV Resin Bound Surfacing System is a specialist product and must only be applied by specialist applicators. Do not apply or allow it to be applied by contractors who do not possess the necessary skills and experience. You should consider appointing a Eco Resin Bound Ltd Approved Contractor.

#### Sub-base Requirements

The Eco Resin Bound System is designed for light to medium foot traffic only, suggested forms of paving construction are shown below.

### Suggested Construction SuDS Compliant Permeable Asphalt Concrete Construction for Footpaths

#### EcoBound Resin Bound Surfacing

EcoBound Resin Bound Surfacing minimum 15mm thickness (5 or 6mm aggregate) or minimum 12mm (3mm aggregate) with optional EcoBound Resin Bound Surfacing Anti-Slip Aggregate

#### Binder Course

50mm minimum depth of AC14 open graded asphalt concrete (macadam) maximum 100/150 pen binder to BS EN 13108-1

#### Granular Sub-base

175mm minimum well compacted Type 3 granular sub-base or similar approved

#### Optional Impermeable Membrane

Impermeable membrane to carry water to infiltration/storage system

or

#### Optional Geotextile Layer

Geotextile layer to prevent upward migration of soil

#### Capping Layer

If required, depending on sub-grade condition

#### Sub-grade

### Suggested Construction SuDS Compliant Permeable Asphalt Concrete Construction for Drives

#### EcoBound Resin Bound Surfacing

EcoBound Resin Bound Surfacing minimum 15mm thickness (5 or 6mm aggregate) or minimum 12mm (3mm aggregate) with optional EcoBound Resin Bound Surfacing Anti-Slip Aggregate

#### Binder Course

60mm minimum depth of AC14 open graded asphalt concrete (macadam) maximum 100/150 pen binder to BS EN 13108-1.

#### Granular Sub-base

200mm minimum well compacted Type 3 granular sub-base or similar approved

#### Optional Impermeable Membrane

Impermeable membrane to carry water to infiltration/storage system

or

#### Optional Geotextile Layer

Geotextile layer to prevent upward migration of soil

#### Capping Layer

If required, depending on sub-grade condition

#### Sub-grade

## Eco Resin Bound UV Surfacing System

### Resin bound porous system for pedestrian traffic and drives

**Suggested Construction SuDS Compliant Permeable Asphalt Concrete Construction for Car Parks**  
suitable for cars & light delivery vehicles

**EcoBound Resin Bound Surfacing**

EcoBound Resin Bound Surfacing minimum 18mm thickness with optional EcoBound Resin Bound Surfacing Anti-Slip Aggregate

**Binder Course**

90mm minimum depth of AC14 open graded asphalt concrete (macadam) maximum 100/150 pen binder to BS EN 13108-1.

**Granular Sub-base**

300mm minimum well compacted Type 3 granular sub-base or similar approved

**Optional Impermeable Membrane**

Impermeable membrane to carry water to infiltration/storage system

or

**Optional Geotextile Layer**

Geotextile layer to prevent upward migration of soil

**Capping Layer**

If required, depending on sub-grade condition

**Sub-grade**

**Suggested Construction SuDS Compliant Permeable Asphalt Concrete Construction for Access Roads**

suitable for cars & light delivery vehicles

**EcoBound Resin Bound Surfacing**

EcoBound Resin Bound Surfacing minimum 18mm thickness with optional EcoBound Resin Bound Surfacing Anti-Slip Aggregate

**Binder Course**

60mm minimum depth of AC14 open graded asphalt concrete (macadam) maximum 100/150 pen binder to BS EN 13108-1.

**Base Course**

150mm minimum depth AC20 open graded asphalt concrete (2 layers) maximum 100/150 pen binder to BS EN 13108-1

**Granular Sub-base**

300mm minimum well compacted Type 3 granular sub-base or similar approved

**Optional Impermeable Membrane**

Impermeable membrane to carry water to infiltration/storage system

or

**Optional Geotextile Layer**

Geotextile layer to prevent upward migration of soil

**Capping Layer**

If required, depending on sub-grade condition

**Sub-grade**

The design guides in this document are produced for guidance only, the designer/ contractor should be satisfied that the construction is suitable for the expected traffic and ground conditions. Guidance about thickness and type of asphalt concrete has been provided by an asphalt supplier and while due care has been taken to ensure the information is correct, it is not the responsibility of Eco Resin Bound Limited to design this or any other element of the construction.

# Eco Resin Bound UV Surfacing System

## Resin bound porous system for pedestrian traffic and drives

### Installation Procedure

1. Allow the asphalt concrete to cure for at least 3 weeks, until free volatiles have evaporated.
2. The surface of the asphalt concrete must be clean, dry and free from loose materials.
3. Ensure that the mixing station is fully waterproof when rain is expected, discontinue mixing when fog or mist are anticipated. Light rain on the surface of the system is unlikely to damage or affect the surface, see later reference to application in rainy conditions.
4. Place Eco Resin Bound UV Surfacing Aggregate into a clean, dry, forced action mixer minimum pan capacity 120 litres, Baron E120 mixer or similar.
5. Scrape all of the contents of Eco Resin Bound UV Surfacing B component into the larger A component container and mix with a drill and helical paddle mixer attachment for 30-45 seconds. Keep mixing time to a minimum to avoid a build up of heat.
6. Immediately add the mixed resin to the aggregate in the mixer. Mix the aggregate and resin together until all the aggregate is evenly coated with resin. Keep mixing time to a minimum to avoid a build up of heat.
7. Discharge the mixed resin and aggregate onto the prepared surface, level and smooth. Excessive compaction will reduce permeability.
8. Finish the surface with a suitable float.
9. If required, immediately cast Eco Resin Bound UV Surfacing Anti-Slip Aggregate onto the top surface of the wet resin and aggregate, at the rate of approximately 0.1kg/m<sup>2</sup>. Ensure even coverage to prevent a patchy appearance.
10. Allow to cure. At 20°C protect against damage by heavy rain for 1 - 2 hours (see Rain during application) and open to traffic as described in Table 2.

### Shelf Life and Storage

Shelf life of Eco Resin Bound UV Surfacing Resin is 6 months, aggregates have an unlimited shelf life. Store materials in clean, dry, frost free warehouse conditions between 5°C and 25°C. Protect from sunlight

### Health and Safety

Eco Resin Bound UV Surfacing Resin contains small amounts of isocyanates and is harmful by ingestion and skin contact. It is not considered harmful for transportation. Protective clothing such as goggles, overalls and gloves is recommended to prevent any effect from prolonged skin contact, inhalation or ingestion. Refer to Health and Safety Data Sheet.

### Temperature

Working time is affected by temperature including material, air and substrate temperature. At temperatures above 25°C the pot life and working time may be insufficient to allow its proper application.

Work should therefore not proceed when product, air or substrate temperature exceed 25°C. The temperature of the substrate must therefore be measured and monitored during application and work should stop when temperature is above 25°C.

At low temperatures Eco Resin Bound UV Surfacing Resin will not flow sufficiently to achieve a smooth finish and work should not proceed when air, material or substrate temperature is below 5°C. Whilst it is possible to mix and apply at temperatures down to 0°C, the cure rate and rate of strength gain will be retarded; the surface must not be trafficked until it has gained sufficient strength.

### Rain during application

Light rain on the surface of the system is unlikely to cause damage to or affect the surface. Heavy rain is likely to spoil the appearance of the surface. Very heavy rain could wash out resin and aggregate. Therefore application during rain or when rain is anticipated during the cure period is not recommended. Care must be taken to keep the mixing station dry, thus avoiding entrapment of moisture between aggregate and resin.

### Site Attendance

When on site Eco Resin Bound Ltd representatives are able, if asked, to give a general indication of the correct method of installing an Eco Resin Bound Ltd product. It is important to bear in mind that Eco Resin Bound Ltd is a manufacturer and not an application contractor and it is therefore the responsibility of the contractor and his employer to ensure he is aware of and implements the correct practices and procedures to ensure the correct installation of the product and that liability for its correct installation lies with the contractor and not with Eco Resin Bound Ltd

# Eco Resin Bound UV Surfacing System

## Resin bound porous system for pedestrian traffic and drives

Table 1. Mix Designs		Table 2. Performance Data	
Eco Resin Bound UV Surfacing Resin	7.5kg	Minimum depths of Eco Resin Bound UV Surfacing	15mm when using 6mm max. size aggregate
Eco Resin Bound UV Surfacing Aggregate	107kg		25mm when using 10mm max. size aggregate
Coverage (approx) *	4.675m <sup>2</sup> @ 15mm	Foot traffic after	4 hours at 20°C
Coverage (approx). Eco Resin Bound UV Surfacing Anti-Slip Aggregate (cast into wet resin/aggregate surface for increased slip resistance) *	0.1kg per m <sup>2</sup>	Light vehicle traffic after	1- 2 days at 20°C
* Coverage is based on application to a smooth flat surface and will vary when applied to undulating surfaces, according to compaction, and to the aggregate grading, which can change from batch to batch.			
Table 3. Packaging			
Eco Resin Bound UV Surfacing Resin			7.5kg
Eco Resin Bound UV Surfacing Aggregate			107kg
Eco Resin Bound UV Surfacing Fine Aggregate			5kg

Table 4. Minimum Thickness and Slip Resistance				
Blend	Max aggregate size (mm)	Minimum application thickness (mm)	Potential for Slip (Wet)	Potential for Slip (dry)
Autumn Harvest (1.17)	5	15	Low	Low
Terracotta Gold (3.21)	5	15	Low	Low
Terracotta Snow (4.26)	5	15	Low	Low
Harvest Crunch (9.32)	5	15	Low	Low
Rustic Bronze (10.33)	5	15	Low	Low
Silver Moon (11.34)	5	15	Low	Low
Sesame Gold (12.35)	5	15	Low	Low
Golden Glow (13.36)	5	15	Low	Low
Autumn Forest (14.37)	5	15	Low	Low
Golden Harvest (15.38)	5	15	Low	Low
Quartz Parallel (16.39)	6	15	Low	Low
Midnight (17.40)	6	15	Low	Low
Maple Harvest (18.55)	5	15	Low	Low
Lunar (19.69)	6	15	Low	Low
Choc Chip Harvest (20.70)	6	15	Low	Low
Terracotta Medium (21.80)	5	15	Low	Low
Beige Pearl (22.92)	6	15	Low	Low
All of these blends are suitable for foot and light domestic vehicle traffic.				
Aggregates <b>must</b> be dry (typically with a moisture content no more than 0.5%)				
Slip resistance tested in accordance with BS 8204 Part 6				

## Eco Resin Bound UV Surfacing System

Resin bound porous system for pedestrian traffic and drives



*Autumn Forest 14.37*



*Autumn Harvest 1.17*



*Beige Pearl 22.92*



*Choc Chip Harvest 20.70*



*Golden Glow 13.36*



*Golden Harvest 15.38*




*Harvest Crunch 9.32*



*Lunar 19.69*



*Maple Harvest 18.55*



*Midnight 17.40*



*Quartz Parallel 16.39*



*Rustic Bronze 10.33*



*Sesame Gold 12.35*




*Silver Moon 11.34*



*Terracotta Gold 3.21*



*Terracotta Medium 21.80*



*Terracotta Snow 4.26*

Ref 0.0.3 25th September 2013

The information detailed in this leaflet is liable to modification from time to time in the light of experience and of normal product application, and before using, customers are advised to check with Eco Resin Bound Ltd, quoting the reference number, that they possess the latest issue. Any person or company using the product without first making further enquiries as to the suitability of the product for the intended use does so at his own risk, and Eco Resin Bound Ltd can accept no responsibility for the performance of the product, or for any loss or damage arising out of such use. All goods supplied subject to our Terms and Conditions of Sale see [www.ecobound.co.uk](http://www.ecobound.co.uk).